



# LDCP Profile

Improvement of Livelihood and Resilience  
Strengthening for Vulnerable Populations  
of Eight Districts in Yemen.

November 2021 - April 2024





Livelihood, Development, Cooperation and Peace Program Yemen 2021-2024

**BMZ Project P-6099:** "Improvement of livelihood and resilience strengthening for vulnerable population of eight districts in Yemen"





# Introduction

The Livelihood, Development, Cooperation, and Peace (LDCP) Program is a comprehensive initiative jointly implemented by Vision Hope International e.V. (VHI) , Building Foundation for Development (BFD), and SSFD, targeting eight districts across eight governorates in Yemen —Haydan (Sa'ada), Sharas (Hajjah), Al Munirah (Al Hudaydah), Bani Sa'ad (Al Mahwit), Harib Al Qaramish (Marib), Hajr (Hadramout), Dar-Sad (Aden), and Al Musaymir (Lahj). At its core, the program is designed to strengthen resilience and enhance the social cohesion of vulnerable and marginalized populations disproportionately affected by the ongoing conflict and deteriorating living conditions. The LDCP Program aims to create a more inclusive, stable, and self-reliant society by improving basic living conditions, promoting peaceful coexistence, increasing community participation, and ensuring access to essential public services.

To achieve its ambitious goals, the program is structured around integrated and mutually reinforcing components. It focuses on strengthening the capacities of local civil society organizations and community structures, empowering them to play a more active and sustainable role in local development and governance. Additionally, the program works to enhance social cohesion by building competencies and fostering dialogue that promotes understanding, collaboration, and peaceful coexistence among diverse community groups. Social cohesion is addressed not only as a distinct component but also as a guiding principle embedded throughout the entire program. Training, workshops, and awareness sessions are designed to build the capacities of local partners and project-formed committees in this critical area, ensuring that social cohesion remains a consistent and sustainable outcome across all interventions.

A key pillar of the LDCP Program is the improvement of livelihoods and resilience through access to clean and sustainable energy. In all eight target districts, solar energy systems are being installed to serve smallholder communities, schools, health facilities, and local authority offices—providing a reliable, environmentally friendly solution to long-standing energy challenges. Complementing this, the program supports the revitalization of agriculture through the restoration and expansion of water supply infrastructure, enabling smallholder farmers to improve productivity, strengthen food security, and build resilience against environmental shocks.

Finally, the program places a strong emphasis on the reconstruction and rehabilitation of basic infrastructure and public services. This includes the renovation and reactivation of critical facilities such as schools, health centers, and water and sanitation systems, all of which are essential for restoring dignity, improving quality of life, and reinforcing trust in public institutions. By taking a holistic and participatory approach, the LDCP Program not only addresses immediate humanitarian needs but also lays the foundation for long-term development, recovery, and social stability in some of Yemen's most vulnerable communities.



# Executive Summary

The LDCP profile outlines a series of development projects aimed at improving water supply, sanitation, healthcare, education, and agricultural livelihoods in various regions of Yemen. These measures are designed to address critical infrastructure needs, enhance community resilience, and promote sustainable development. Below is a summary of the key projects and their objectives:

In **the Education Sector**, 21 schools have been targeted, with a total of 52 classrooms rehabilitated and 107 classrooms constructed. Additionally, 58 sanitation and hygiene facilities have been built, and the total installed solar power capacity across these schools is 46.92 kilowatts. The number of students benefiting from these educational projects is 7,422.

In **the Health Sector**, 7 hospitals or health centers have been targeted, with 59 rooms rehabilitated and 89 rooms constructed. A total of 51 sanitation and hygiene facilities have been built, and the total solar power capacity installed in the health centers is 108.84 kWp. The number of beneficiaries from these health projects is 457,950 people.

In **the Water Sector**, 16 water projects have been implemented, with a total water network length of 108.17 kWp. Additionally, 19 water tanks with a combined capacity of 2,004 cubic meters have been constructed, and 2 wells drilled with an average depth of 289 m. The total installed solar power system capacity for these projects is 340.90 kWp. The number of beneficiaries from the water projects is 140,929 people.

In **the Agriculture Sector**, 10 agricultural projects have been implemented, targeting a total agricultural land area of 315.16 hectares. These projects include 140 linear meters of irrigation canals, 1,454 linear meters of retaining walls to protect agricultural lands, 5 water tanks with a combined capacity of 241 cubic meters, and 41 agricultural greenhouses. The total installed solar power system capacity is 172.10 kWp. The number of beneficiaries from these agricultural projects is 29,219 people.



In **the Peace and Art Activity**, a song about peace was created, which garnered approximately 14,000 views on social media. Five educational lessons were developed in the following areas:

- Basics of Storytelling
- Basics of Mobile Photography
- Art Using Recycled Materials
- Basics of Collage Art
- Basics of Pencil Drawing

🎵 The song **"Peace Upon This Land"** can be heard here on Youtube or scan the QR Code:



These lessons reached over 30,000 viewers on social media.

The "Unleash Your Art" campaign was implemented, which included:

- A campaign in various districts in public gathering places and schools, lasting 3 days
- A 5-day training workshop on the basics of drawing for students in the district
- An art exhibition in each district for one day
- A one-day exhibition at the governorate level

The platform (website) was activated, and the number of registered artists reached 283, both male and female.

#### In **the Training Activity:**

- SCs were trained for one day, with 32 beneficiaries across 8 districts.
- DIDC was trained for 10 days, with 120 beneficiaries across 8 districts.
- LA was trained for 5 days, with 56 beneficiaries across 8 districts.
- CDC was trained for 5 days, with 200 beneficiaries across 8 districts.

#### In **the Workshop Activity:**

- Six collaborative workshops were conducted, each lasting one day, with 35 beneficiaries in each district – a total of 280 beneficiaries in 8 districts.
- Three thematic workshops were conducted, each lasting one day, with 256 beneficiaries across 8 districts.
- A women's workshop was conducted over 5 days, with 160 beneficiaries across 8 districts.

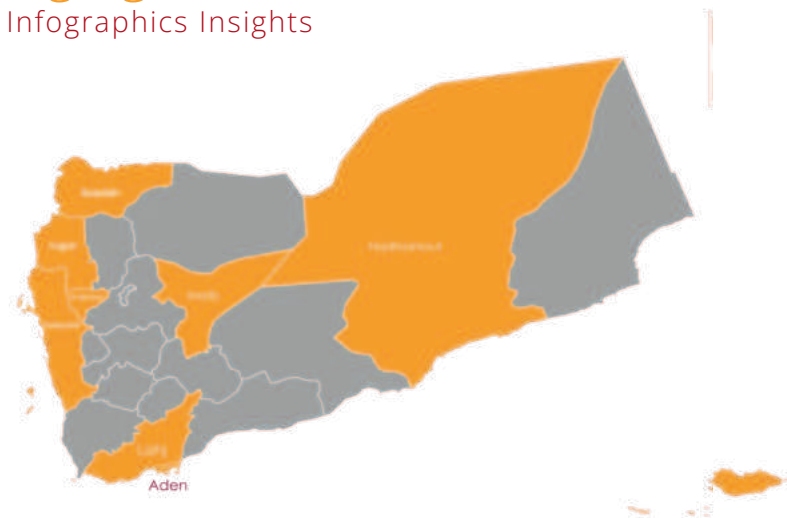
#### In **the Meetings Activity:**

- Monthly meetings were conducted – 20 meetings per district, totaling 160 meetings across 8 districts.
- Semi-annual meetings were conducted – 6 meetings per district, totaling 48 meetings across 8 districts.



# Highlighted Achievement

Infographics Insights



8 Gobs  
8 Districts



**635,688**  
Total BNFs



**7,450,742**

Total Budget

**57**

Total Projects



**4**

Project/  
Sector NO.



**21**

**7**

NO. Project /Sector

**9**

**17**



**208**

Total Meeting



**264**

Total Workshop

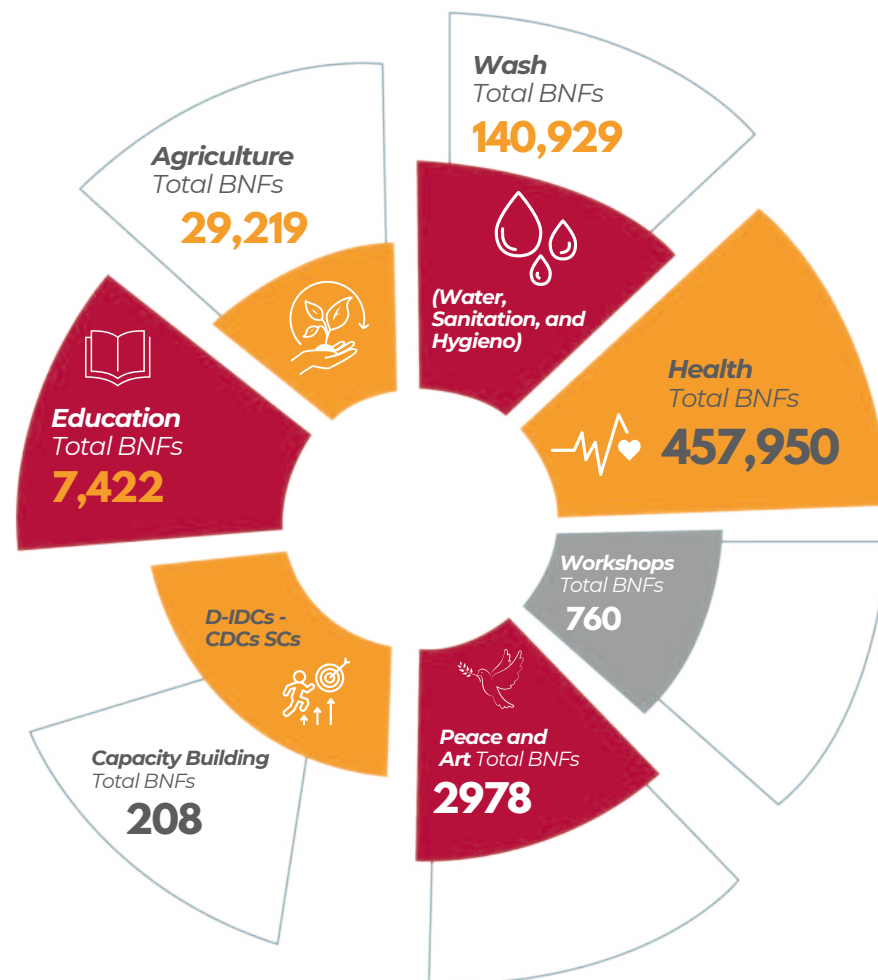


**8**

Peace and Art campaigns



## LDCP Project In Numbers





# Education Sector



**7**

Governorate



**21**

Projects



**1,378,853**

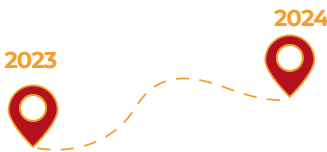


**7,422**  
Beneficiaries





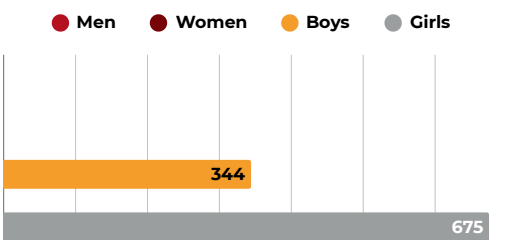
Project  
**Al-Tadhamon School**



 **Haydan, Sa'ada**  
Governorate

 **226,661**

 **1,019**  
Beneficiaries



  
**Education**  
Sector

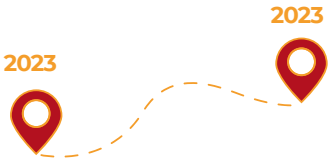
**01**





Project

# Masabeen School

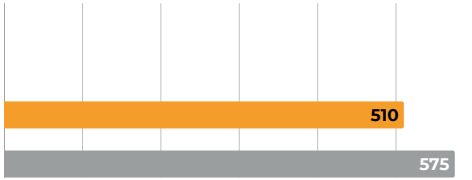


 **Dar Saad, Aden**  
Governorate

 **42,689**

 **1,085**  
Beneficiaries

● Men ● Women ● Boys ● Girls



  
**Education**  
Sector

02





# Project Al-Faqeed Al-Bity School

 **Hajr, Hadramout**  
Governorate

 **113,820**



**220**  
Beneficiaries

● Men ● Women ● Boys ● Girls



  
**Education**  
Sector

**03**



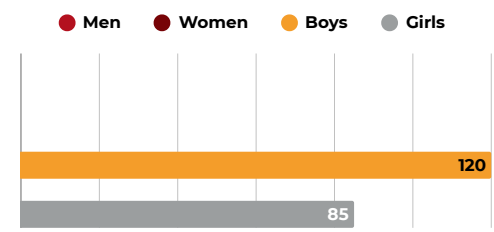
# Project Al wahda School



 Harib Al Qaramish  
Marib Governorate

 **205**  
Beneficiaries

 **66,424**



  
**Education  
Sector**

**04**





# Project Alsalam School



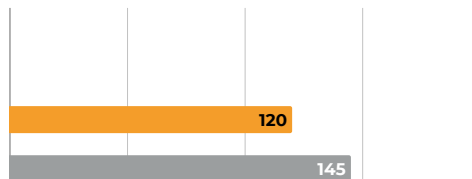
 **Sharas, Hajjah**  
Governorate

 **65,638**



**265**  
Beneficiaries

● Men ● Women ● Boys ● Girls

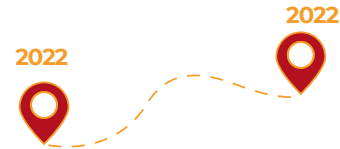


  
**Education**  
Sector

**05**



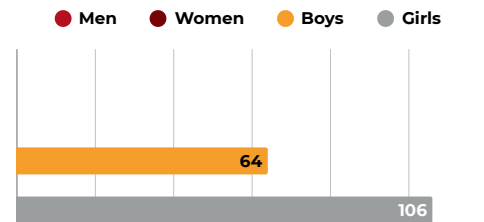
# Project Alshabakah School



 Sharas, Hajjah  
Governorate

 **54,656**

 **170**  
Beneficiaries



  
**Education  
Sector**

**06**



Project

# Al Majd School



 **Sharas, Hajjah**  
Governorate

 **66,910**



**126**  
Beneficiaries

● Men ● Women ● Boys ● Girls



07



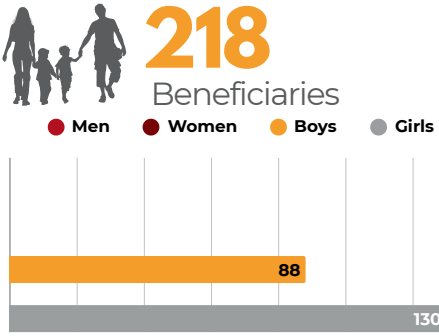
Project

# Al Mithaq School



 **Sharas, Hajjah**  
Governorate

 **76,944**



  
**Education**  
Sector

**08**





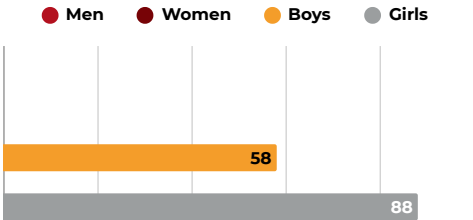
# Project Bab Mons School



 Sharas, Hajjah Governorate

 26,428

 146 Beneficiaries



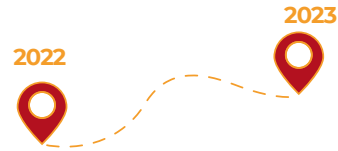
 Education Sector

09





# Project Alshaab School

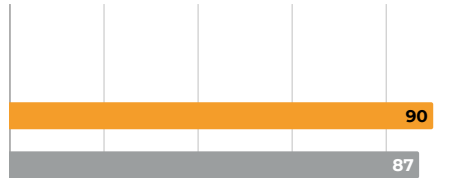


 **Al Munirah, Al  
Hudaydah**  
Governorate

 **113,080**

 **177**  
Beneficiaries

● Men ● Women ● Boys ● Girls

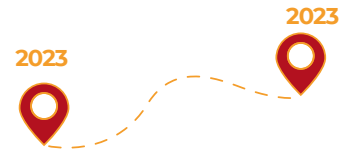


10





# Project Sayeda Zainab School



*Bani Sa'd, Al Mahwit  
Governorate*



**119**  
Beneficiaries



**109,712**

● Men ● Women ● Boys ● Girls



11





Project

# Almustaqbal School



 Al Munirah, Al  
Hudaydah  
Governorate

 **116,096**



**140**  
Beneficiaries

● Men ● Women ● Boys ● Girls



12



# Project

## Khaled Ibn Al Waleed School



Haydan, Sa'ada Governorate



102,837



417

Beneficiaries

Men Women Boys Girls



13





# Project

## 26 September School



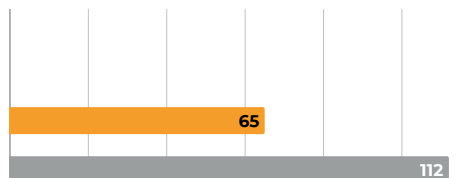
 **Bani Sa'd, Al Mahwit**  
Governorate



**177**  
Beneficiaries

 **112,237**

● Men ● Women ● Boys ● Girls



14





# Health Sector



8

Governorate



8

Projects



1,502,549



457,950  
Beneficiaries






# Project The Maternity and Childhood Hospital



Dar-Sad, Aden  
Governorate

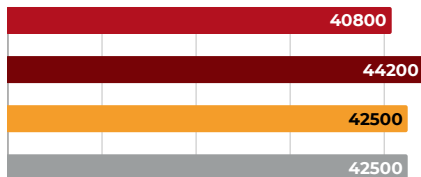


**170,000**  
Beneficiaries



**532,070**

● Men ● Women ● Boys ● Girls



Health  
Sector

01





# Project

## Hareeb Al Qaramesh Rural Hospital



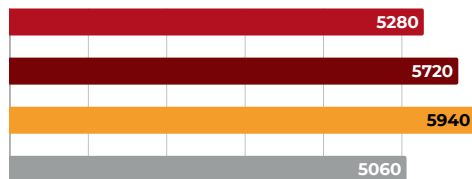
 Harib Al Qaramish,  
Marib Governorate



**22,000**  
Beneficiaries

 **186,430**

● Men ● Women ● Boys ● Girls



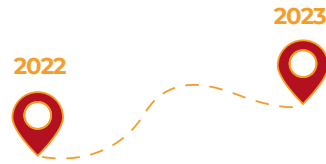
Health  
Sector

02



Project

# Al-Musaymir Rural Hospital



Al Musaymir, Lahj Governorate




111,259



20,500 Beneficiaries

Men Women Boys Girls



Health Sector

03





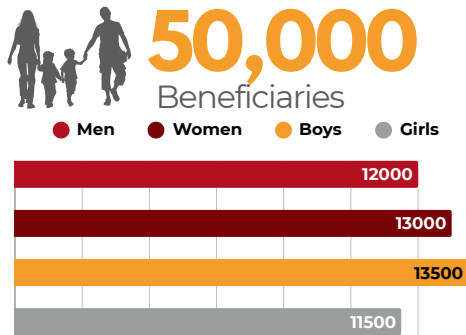
Project

# Al-Faqid Al-Shathili Hospital



 **Hajr, Hadramout**  
Governorate

 **118,239**



 **Health**  
Sector

04






# Project The Health Center

 Sharas, Hajjah Governorate

 110,590



 Health Sector

05





# Project Al-Munira Rural Hospital



Al Munirah, Al  
Hudaydah  
Governorate


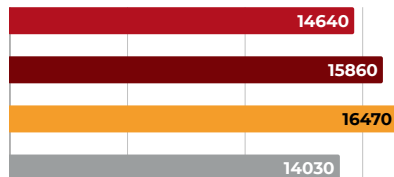


177,034



61,000  
Beneficiaries

Men Women Boys Girls



Health  
Sector

06



## Project

# The rural hospital in Khamis Bani Saad



Bani Sa'd, AlMahwit  
Governorate



2024

2024




97,450  
Beneficiaries



266,925

Men Women Boys Girls



Health  
Sector

07





# Agriculture Sector



**7**

Governorate



**10**

Projects



**1,792,834**



**29,219**

Beneficiaries





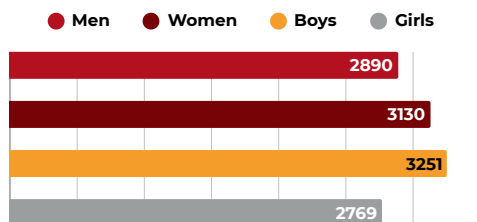
# Project Ba'ar Dam



 **Haydan, Sa'ada**  
Governorate

 **12,040**  
Beneficiaries

 **605,408**



01



Project

## Barrier (weir) Jazol

2023

2024



Hajr, Hadramout  
Governorate

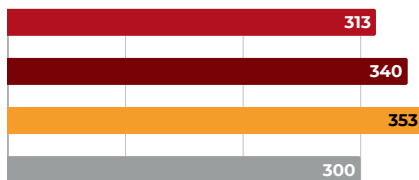


**1,306**  
Beneficiaries



**261,838**

Men Women Boys Girls




02



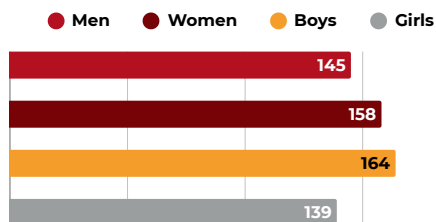
# Project

## Barrier (weir) Nasiriyah



 **606**  
Beneficiaries


 **229,510**



03



# Project Shuja'a and Heisan



Harib AlQaramish,  
Marib Governorate




**4,000**  
Beneficiaries



**147,106**

● Men ● Women ● Boys ● Girls



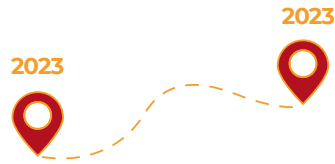
04





# Project

## Retaining Wall, Kadan Al-Malaha



Al Musaymir, Lahj  
Governorate

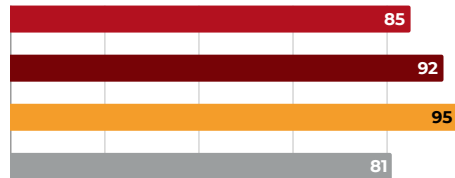


**353**  
Beneficiaries



**90,379**

Men Women Boys Girls



05





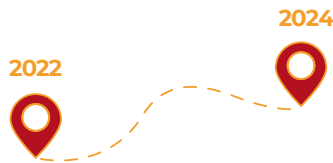
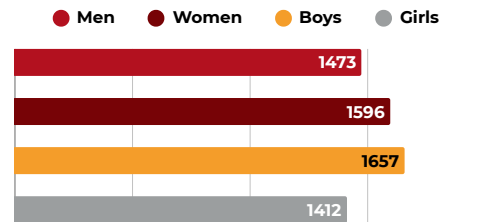
Project

# Protecting Agricultural Lands in Sharas Valley

 Sharas, Hajjah Governorate

 184,028

 6,138 Beneficiaries




06



Project

# Drip and Regular Irrigation Networks

Northern Villages



Al Munirah,  
Al Hudaydah  
Governorate



101,107



1,457  
Beneficiaries

Men Women Boys Girls



07



Project

# Almunirah Agricultural Nursery



Al Munirah,  
Al Hudaydah  
Governorate



121,135

2023



2024



1,475  
Beneficiaries

Men Women Boys Girls



08





# Project

## Improving & Protecting 7 Wells and Provision of Solar Systems



Bani Sa'd, Al Mahwit Governorate



52,322



1,414 Beneficiaries

Men Women Boys Girls



2024

2024



Agriculture Sector

09



# Wash Sector



**8**

Governorate



**16**

Project



**2,715,583**



**140,929**


Beneficiaries





# Project

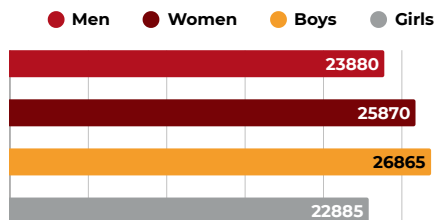
## Elevated Water Tank 500m3



 **Dar-Sad, Aden**  
Governorate

 **292,018**

 **99,500**  
Beneficiaries



01



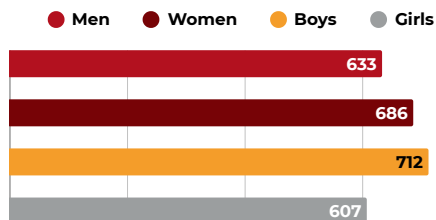


# Project Muhammadh Water Scheme

 **Hajr, Hadramout**  
Governorate

 **172,868**

 **2,637**  
Beneficiaries



  
**Wash**  
Sector

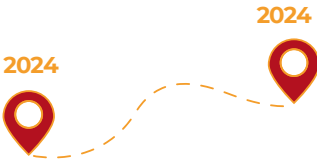
02





Project

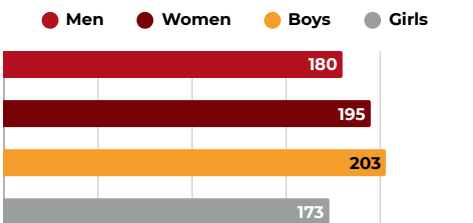
# Thabet Water Scheme



 Harib Al Qaramish,  
Marib Governorate

 **750**  
Beneficiaries

 **68,372**



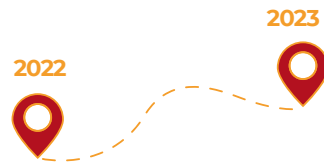
  
**Wash**  
Sector

03



## Project

# Al-Lakamh and Al-Harja Water Scheme



Harib Al Qaramish,  
Marib Governorate

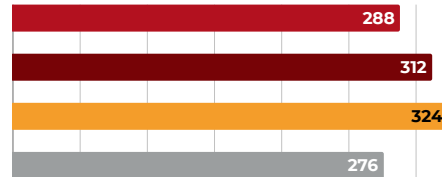


**1,200**  
Beneficiaries



**181,363**

● Men ● Women ● Boys ● Girls



Wash  
Sector

04



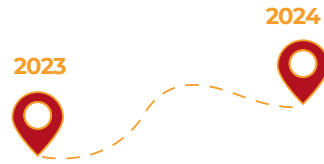
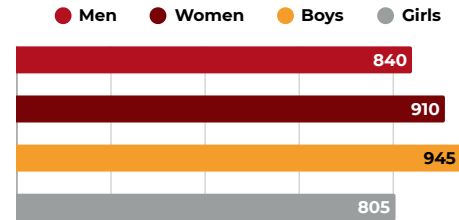
# Project

## Wadi Fageer Water Scheme

 Al Musaymir, Lahj Governorate

 426,977

 3,500 Beneficiaries



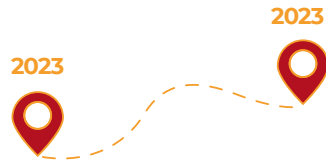
  
Wash  
Sector

05



# Project

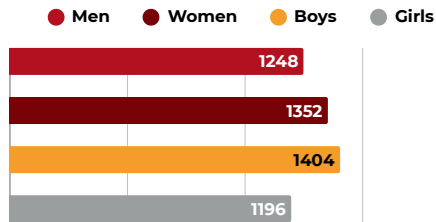
## Habil Hanash Water Scheme



 **Al Musaymir, Lahj**  
Governorate

 **311,298**

 **5,200**  
Beneficiaries




06



## Project

### Al-Aqar, Al-Abla, Al-Khanq and Bani Dhiab Water Scheme



Harib Al Qaramish,  
Marib Governorate

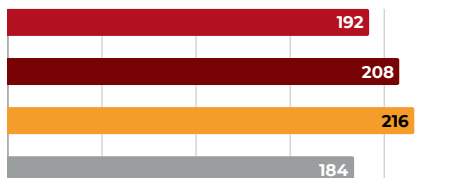


**800**  
Beneficiaries



**140,265**

● Men ● Women ● Boys ● Girls



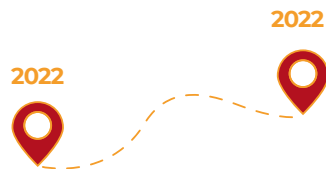
Wash  
Sector

07



# Project

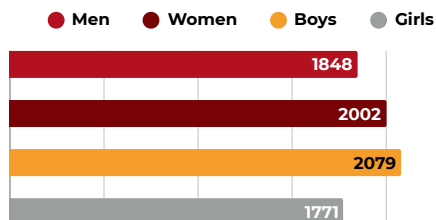
## Bani Al-Shweshi Water Project



 **Bani Sa'd, Al Mahwit**  
Governorate

 **7,701**  
Beneficiaries

 **274,055**



08



Project

# Bani Al-Shadeed Water Project



Bani Sa'd, Al Mahwit  
Governorate

2022



2022



**3,770**  
Beneficiaries

Men Women Boys Girls



**52,713**




09





# Project

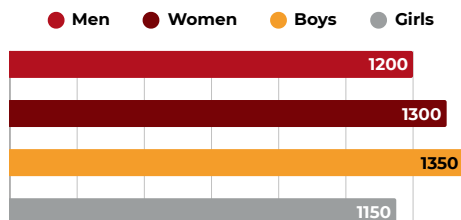
## Alraqqa Water Project



 **Sharas, Hajjah**  
Governorate

 **5,000**  
Beneficiaries

 **248,578**



  
**Wash**  
Sector

10




# Project

## AL-Khushbai Water Project

 Sharas, Hajjah Governorate

 80,457



660  
Beneficiaries

● Men ● Women ● Boys ● Girls




  
Wash  
Sector

11



Project

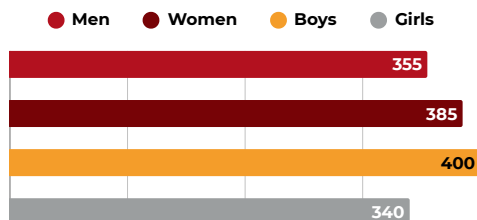
# Sharnaban Water Project



 Al Munirah, Al Hudayda Governorate

 **1,480**  
Beneficiaries

 **65,741**



12



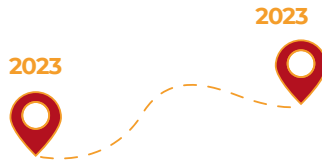


Project

# Deir Almoathen Water Project



Al Munirah, Al  
Hudayda Governorate

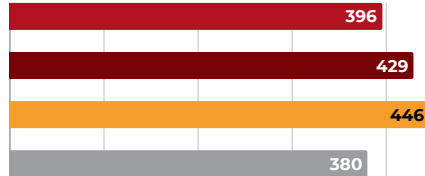


**1,651**  
Beneficiaries



**71,176**

● Men ● Women ● Boys ● Girls



13





Project

# Deir Almaroof Water Project



Al Munirah, Al  
Hudayda Governorate

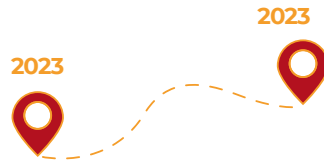
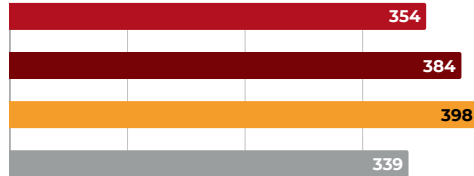


33,359



1,475  
Beneficiaries

● Men ● Women ● Boys ● Girls




14





Project

## Deir Hunainah Water Project



Al Munirah,  
Al Hudayda  
Governorate



**1,512**  
Beneficiaries



**79,542**

● Men ● Women ● Boys ● Girls



15





# Administration

 **2**  
Governorate

 **2**  
Projects

 **54,920**

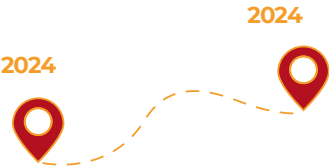
 **168**  
Beneficiaries





Project

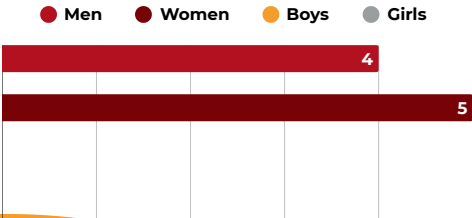
# Education Office



 **Bani Sa'ad, AlMawheet**  
Governorate

 **9**  
Beneficiaries

 **26,425**



 **Administration**

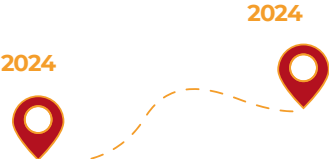
01





Project

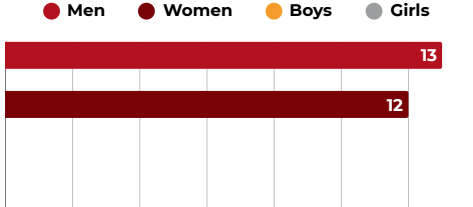
# Administration Office



 Al Munirah, Al Hudayda Governorate

 **25**  
Beneficiaries

 **28,495**



02





# Capacity Building

2024

2021



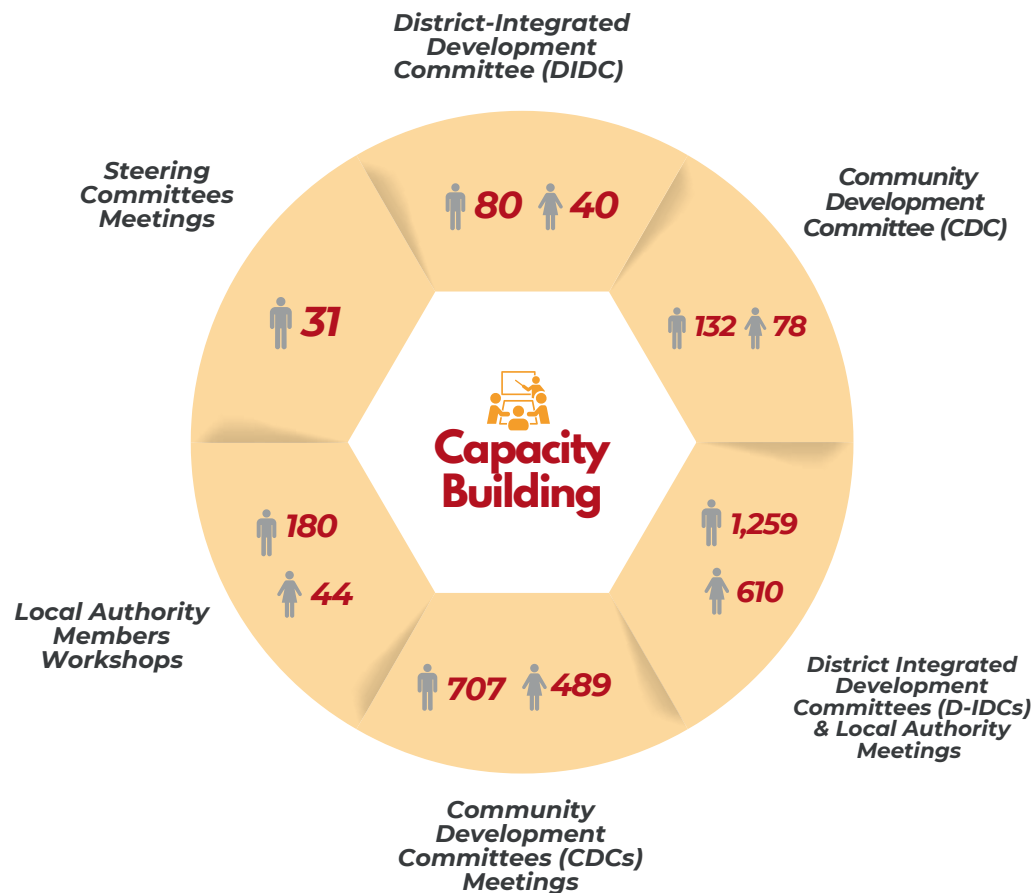
**8 Governorate**  
Hajjah, Al Hudayda,  
Al Mahwit, Sa'ada,  
Aden, Lahj,  
Hadramout, Marib



**208**  
Beneficiaries



## Capacity Building in Numbres









# Workshops



8 Governorate

Hajjah, Al Hudayda,  
Al Mahwit, Sa'ada,  
Aden, Lahj,  
Hadramout, Marib

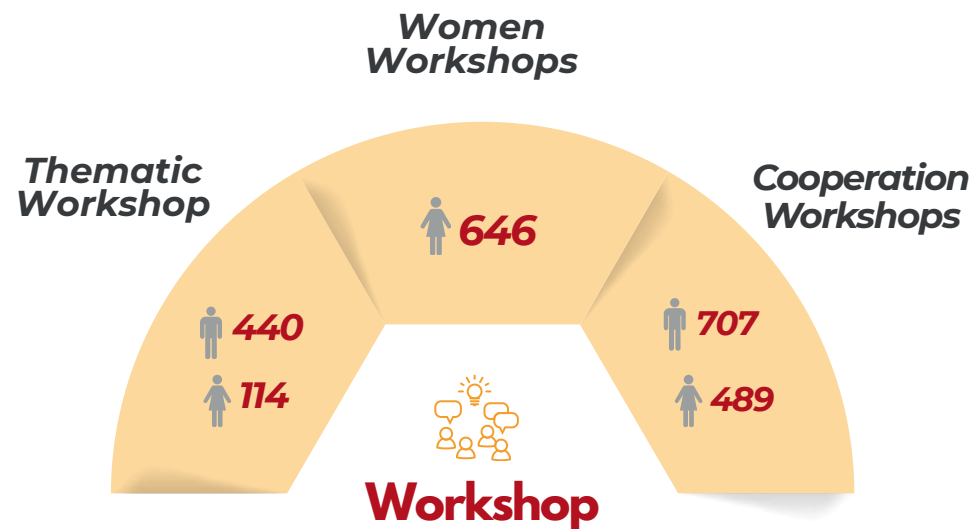


760

Beneficiaries



## Workshops in Numbres



Workshops










# Peace and Art



8 Governorate

Hajjah, Al Hudayda,  
Al Mahwit, Sa'ada,  
Aden, Lahj,  
Hadramout, Marib



2,978  
Beneficiaries

## Peace and Art in Numbers

Drawing Basic Skills Training  
Workshops & Artwork Exhibition



01











Livelihood, Development, Cooperation and Peace Program Yemen 2021-2024

**BMZ Project P-6099:** "Improvement of livelihood and resilience strengthening for vulnerable population of eight districts in Yemen"

